

ability check

created by

ibw


Institut für Bildungsforschung der Wirtschaft

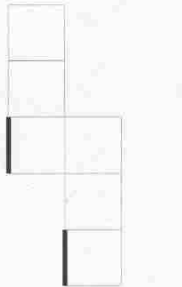
Sense of space and shape

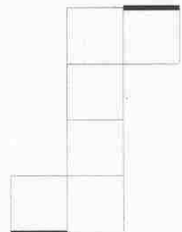
Exercise 11

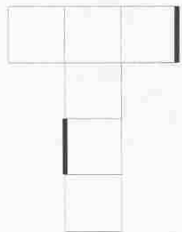
Time: 5.5 minutes


Do the dark outlined edges meet, when the cube is folded?

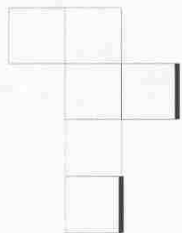
1.  Yes
 No

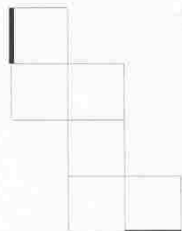
2.  Yes
 No

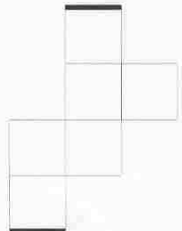
3.  Yes
 No

4.  Yes
 No

5.  Yes
 No

6.  Yes
 No

7.  Yes
 No

8.  Yes
 No